

SANSKAR SCHOOL
GRADE II
Assignment 9

ENGLISH

Recap of rule #1 to rule #5

*Frame sentences using the following words in singular and plural forms.[class, dairy, ray, church, quiz]
Remember we use 'a' and 'is' with singular nouns and 'are' with plural nouns.

For example:

- 1 I have a yellow shirt.
- 2 I have many yellow shirts

*Choose a singular noun or plural noun to fill in the blanks.

'SUMMER DAYS'

I like summer days. I visited few _____ (beach\beaches) during my vacations. I build a sand _____ (castle\ castles). I drank two _____ (glass\glasses) of fresh coconut water. I enjoyed swimming with the big _____ (wave\waves). My aunt's two _____ (baby/babies) also enjoyed a lot with me. We had a treat under beach _____ (umbrella\umbrellas). It was a memorable vacation.

Activity :

Write few sentences (5 to 6) about what will you do on a beach. Underline the nouns and name them as singular or plural. Draw a picture and colour it.

***Rule #3 (revised)**

The nouns that end in 'Y' change into plural forms by adding 's'

Singular

Plural

Way

ways

Donkey

donkeys

Tray

trays

Key

keys

`toy

toys

HINDI

पाठ १ सूरज (कविता)

पूरब का दरवाज़ा खोल
धीरे धीरे सूरज गोल
लाल रंग बिखराता है
ऐसे सूरज आता है

गाती हैं चिड़ियाँ सारी
खिलती हैं कलियाँ प्यारी
दिन सीढ़ी पर चढ़ता है
ऐसे सूरज बढ़ता है

लगते हैं कामों में सब
सुस्ती कहीं न रहती तब
धरती - गगन दमकता है
ऐसे तेज़ चमकता है

गर्मी कम हो जाती है
धूप थक-सी जाती है
सूरज आगे चलता है
ऐसे सूरज ढलता है

- श्रीप्रसाद

- कविता पढ़े और याद करे

<https://www.youtube.com/watch?v=h2DUX4UQt5w>

1. कविता में आये नवीन शब्द लिखें

- | | | |
|------------|--------------|------------|
| १. दरवाज़ा | २. धीरे धीरे | ३. बिखराता |
| ४. कलियाँ | ५. चिड़ियाँ | ६. सीढ़ी |

७. सुस्ती
१०. ढलता

८. दमकता
११. पूरब

९. गगन
१२. सूरज

2. शब्दार्थ लिखें

शब्द	अर्थ
पूरब	-
गगन	-
बिखरता	-
दमकता	-
धरती	-
ढलना	-

3. कविता की पंक्तियाँ पूरी करें -

गाती हैं _____

खिलती हैं _____

_____ पर चढ़ता है

_____ बढ़ता है।

MATHS

Watch the video on expanded form and standard form carefully and do the task shown in video in any old notebook or sheet available.

https://www.youtube.com/watch?v=KH6lbb_rpeU&t=22s

Task:

Through voice-choice-ownership choose any 10 numbers and complete the tabular below :

Standard / Short Form	Expanded Form	Number Name



2. When someone greets others respectfully.




3. When someone speaks kindly to the helpers.






4. When someone is rude.



5. When someone speaks bad words to others.



Please watch this link that will help you to acquaint with IB Learner Profile –CARING.

<https://youtu.be/d-OUTrLxrUw>

Dance:

Watch the video and do the steps with it. Practice the steps 2 or 3 times in a day.

<https://www.youtube.com/watch?v=OoIKgZM9IJw&feature=youtu.be>


PE:

Watch the video and do the steps with it. Practice the steps 2 or 3 times in a day.

<https://www.youtube.com/watch?v=aFAYYCQYI6g&feature=youtu.be>

Art :

The Seven Elements of Art



onlineartlessons.com

There are seven elements of art as shown in the picture and now we will begin with the first element of art - line

Line Types

Some line types we can use for inspiration.
Can you think of others?

Vertical



Horizontal



Diagonal



Curved



Spiral



Wavy



Cloud




Zig-Zag



Castle



Step-Up-N-Down



Shark



Mountain




Jagged




Walk-Around



Dashed-Dotted



Loop-D-Loop



Line is an Element of Art that artists can use to create.

Task

Learn and practice different types of lines with the help of reference given in the picture

Note: You may solve the sheets in rough notebook/papers available at home.